

**PATENTS:** For information on Tifosi Optics Patents, please visit:

[www.tifosioptics.com/patents](http://www.tifosioptics.com/patents)

**WARRANTY:** For warranty information in the United States, please go to:

[www.tifosioptics.com/warranty](http://www.tifosioptics.com/warranty)

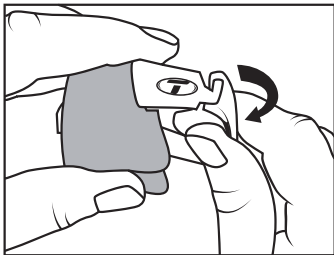
Please note that warranty may not apply in all countries due to various laws and regulations. Customers outside the United States may contact their local Authorized Tifosi Optics distributor. For a listing of Authorized International Distributors, please visit:

[www.tifosioptics.com/where-to-buy/international-distributors](http://www.tifosioptics.com/where-to-buy/international-distributors)



[www.tifositactical.com](http://www.tifositactical.com)  
[www.tifosioptics.com](http://www.tifosioptics.com)

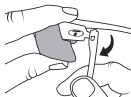
Thank you for purchasing Tifosi Optics eyewear! Please read all pertinent information below concerning your recent purchase.



## Z87.1 BLOCKADE

### To Remove the Arms:

1. Hold the top and bottom of the shield lens and fold the arm closed with your other hand.
2. Turn the folded arm ninety degrees downward until it is loosened from the lens and remove.
3. Repeat steps 1 - 2 with the opposite arm.

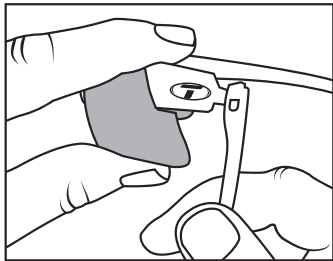


V87.7.1



[www.tifositactical.com](http://www.tifositactical.com)  
[www.tifosioptics.com](http://www.tifosioptics.com)

[www.tifositactical.com](http://www.tifositactical.com)  
[www.tifosioptics.com](http://www.tifosioptics.com)



## Z87.1 BLOCKADE

### To Install the Arms:

1. Hold the top and bottom of the shield lens and position the arm on the hinge of the sunglass lens at a ninety-degree angle downward.
2. Twist on the hinge away from you ninety degrees until it snaps into place allowing for normal arm extension.
3. Repeat install steps 1 - 2 with the opposite arm.
4. Using the Tifosi Microfiber cleaning bag, wipe any fingerprints off the lenses.



SCAN QR CODE  
TO VIEW LENS  
CHANGING  
INSTRUCTIONAL  
VIDEO.

[www.tifositactical.com](http://www.tifositactical.com)  
[www.tifosioptics.com](http://www.tifosioptics.com)

**CE CLEANING & MAINTENANCE:** Use the microfiber cleaning bag for storage and protection. If glasses are dirty, use the cleaning bag to wipe them. If needed, rinse with mild soap and warm water. We recommend regular cleaning and wiping to help maintain the lenses.

**DISCLAIMER:** Not suitable for direct observation of the sun or strong artificial light sources. Tifosi Optics does not recommend tinted lenses to be used for night driving. Tifosi Optics Z87.1 lenses pass the Z87.1 standard only if used in Tifosi Optics Z87.1 frames. Tifosi Optics Z87.1 lenses and frames are laser-etched with the Z87.1 writing to signify the rating. If your frame or lens does not have this etching, do not consider them to be Z87.1 ANSI rated. Tifosi Tactical models pass the USA ANSI Z87.1 standard for impact and optical clarity. Tifosi Optics does not imply or guarantee its products for any other safety standards or standards that apply outside of the USA. The lens/lenses must be properly secured in the frame at all times. For lens changing instructions, go to:

[www.tifositactical.com/about/lens-changing-instructions](http://www.tifositactical.com/about/lens-changing-instructions)

**RX LENS:** RX lenses in a Z87.1 rated frame do not meet the ANSI Z87.1 rating.

**RATINGS:** Tifosi Optics lenses are 100% UVA / UVB protected and satisfy the US FDA Reg. 21 CFR 801.410 ANSI Z-80.3-2008 and EN ISO 12312:1 standards for optical and mechanical performance. Each lens color has a different light transmission; please visit our website to see the light transmission percentage for any specific Tifosi Optics lens at:

[www.tifositactical.com/technology/lens](http://www.tifositactical.com/technology/lens)

[www.tifositactical.com](http://www.tifositactical.com)  
[www.tifosioptics.com](http://www.tifosioptics.com)